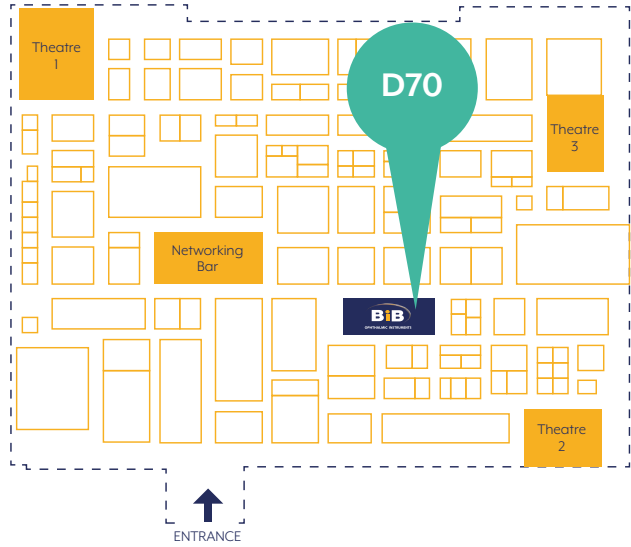


A stand not to miss...



OPTICAL SHOP

For ALL your essential needs

Open for business



01438 740823
sales@bibonline.co.uk
bibonline.co.uk



Join us in celebrating
twenty years
in business



Visit us at
our stand:
D70



OPHTHALMIC INSTRUMENTS



BREATHE *NEW LIFE*
into your consulting room

- Beautiful, bespoke combi units
- Choose your colour & finish

Claim your
FREE gift
When purchasing
any Volk Lens



OPTRAFAIR
EXCHANGE

**EXCLUSIVE
OFFERS**

IMAGING

From the creators of the world's first commercially available spectral domain OCT

High speed, high definition, one touch operation, wide 12mm scan line, fully programmable scan protocols, angle to angle anterior view and measurement, free viewing software, marketing support package and in depth using training all come as standard!



REVO SD-OCT

**PLUS A FREE PC
(Worth £2000)**

Anterior module included.

Save
£5000



REVO 60 SD-OCT PLUS A FREE PC (Worth £2000)

Plus 50% OFF optional software modules;
T-OCT Topography - B-OCT Biometry - A-OCT Angio

Save
£7495

REVO NX




REVO NX The world's fastest OCT

**PLUS A FREE PC
(Worth £2000)**

Plus 50% OFF optional software modules;
T-OCT Topography - B-OCT Biometry - A-OCT Angio

Save
£5000

FREE when purchasing an OCT



Atlas of Retinal OCT

224 pages, including examples of all known pathologies



Horus DEC-200 Digital Fundus Camera

5MP Image Resolution
45° Field of View

FREE slit lamp bracket worth £395



NEW T-OCT



T-OCT Topography Software

- REAL topographic analysis of local corneal thickness
- Anterior & posterior surface analysis
- Pachymetry map identifying full corneal and epithelium layer thickness



MW50D LED Digital Slit Lamp

Setting a new standard in slit lamp imaging

- 50 x mag
- Widest field of view available
- 5 mega pixels
- 30 frames per second

£2000 OFF when trading in any Slit lamp

All prices exclude VAT, delivery & install charges where applicable.

REFRACTION & CLINICAL



Retinomax K+ Screen

New 4th generation. Now with tilting LCD colour screen.

Special introductory launch price.



Save up to
£2000

MP-eye

Macular pigment screener

- High repeatability
- Engage your patients
- Differentiate and extend you clinical offering
- Provides a risk level and appropriate action according to results

**Introductory offer
SAVE £505**



Now only
£4995



Cyber Chart

Plug and play LCD Test chart
Incredible value for money



Only
£650

LMI-C

- LED
- Internal Reading
- Prism compensator



Only
£325



Henson 7000

Compact field screener
Now only £2995



Save
£455



Keeler Pulsair Intellipuff

Tonometer

Only
£2000



Keeler Tonocare

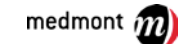
New improved software for ease of use

New designed patient forehead rest for greater stability
Put it to the test

Now only £2100 when put to the test.



Save
£395



E300 Corneal Topographer

The gold standard in corneal topography
Now only £6995



Save
£1000

CHAROPS

CLM-7000 Auto Lensmeter

- Colour screen
- PD, UV and printer
- Auto progressive mode

Now only £995



Save
£255

CDR-9000 Auto Phoropter package

FREE HDR-7000

Visual acuity software package with intelligent link, when purchasing a CDR-9000 Auto Phoropter.



FREE!